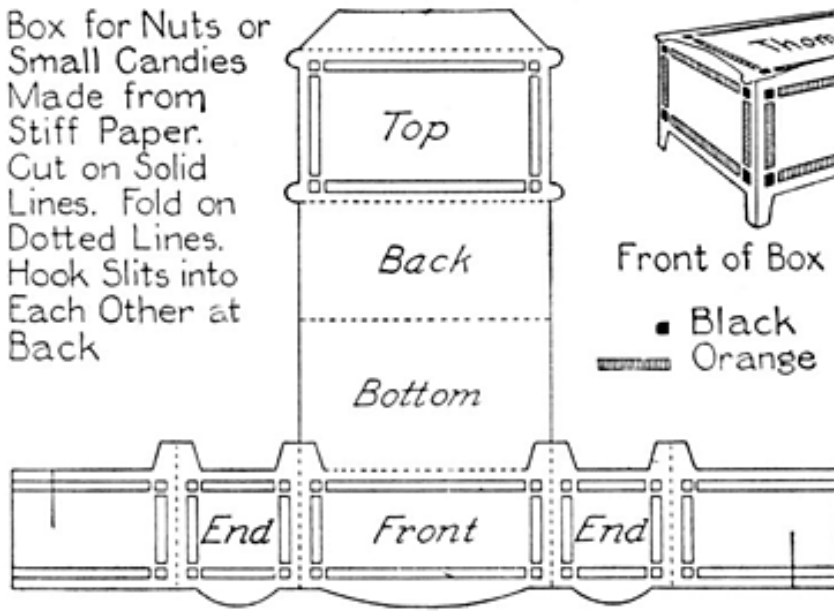


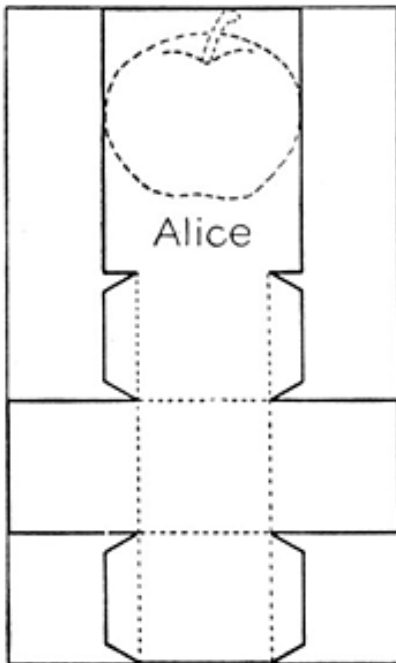
Box for Nuts or Small Candies Made from Stiff Paper. Cut on Solid Lines. Fold on Dotted Lines. Hook Slits into Each Other at Back



Front of Box
 ■ Black
 ▬ Orange

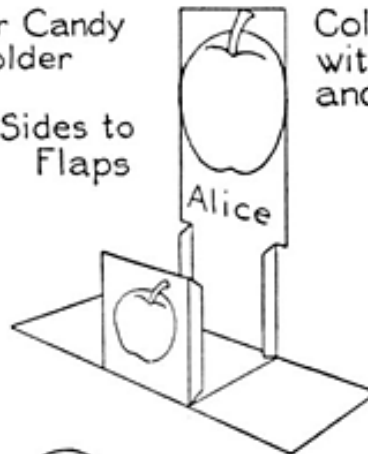


Back of Box Showing How It Is Fastened together

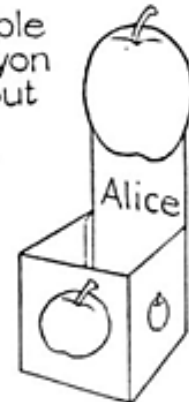


Nut or Candy Holder

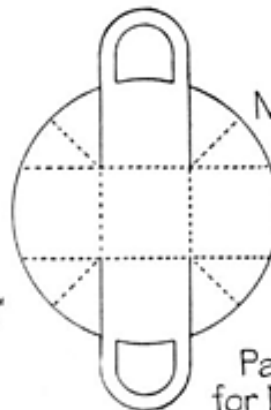
Paste Sides to Flaps



Color Apple with Crayon and Cut out

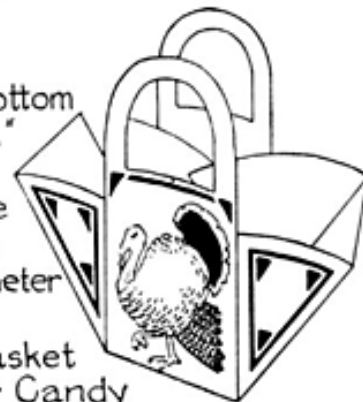


Cut from Paper $4\frac{1}{2} \times 7\frac{1}{2}$ "
 Sides and Bottom $1\frac{1}{2} \times 1\frac{1}{2}$ "
 Flaps $\frac{1}{4}$ " wide



Make Bottom 1×1 " and Circle 3" in Diameter

Paper Basket for Nuts or Candy



THANKSGIVING SUGGESTIONS IN PAPER CUTTING